

# IFT 54



## FROZEN TOUCH



Self-contained ice maker - Paddle system  
Daily production up to 28 kg

### ● Position n°



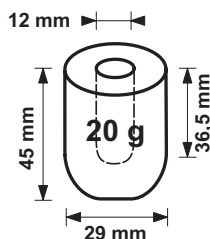
### ● Application fields

Hotel	●●●●●●●●●●	Fish market	●●●●●●●●●●
Restaurant	●●●●●●●●●●	Supermarket	●●●●●●●●●●
Fast food	●●●●●●●●●●	SPA	●●●●●●●●●●
Bar	●●●●●●●●●●	Medical	●●●●●●●●●●
Disco	●●●●●●●●●●	Industry	●●●●●●●●●●

### ● Features & Plus

- Hollow cube 20 gr
- External structure AISI 304 Scotch Brite
- Electromechanical functioning
- Air Cooling and Water Cooling systems
- Standard and special voltages
- Insulated retractable door
- ON-OFF switch
- Side grilles for better ventilation
- Removable side panels
- External protective filter, removable, easy to clean
- Water basin materials FDA approved
- Basin tipping safety system
- Automatic water charge
- Internal bin insulation HCFC free
- Conformity to RoHS directive
- Easy cleaning thanks to rounded surfaces
- Model in Tropical Class + 43 ° C
- Undercounter model

### ● Available dice size



### ● Prod. 24h

Air temp.	Water temp.	Prod. 24h kg
10° C	10° C	28
21° C	15° C	25
32° C	21° C	17

## 2 Years Warranty

subject to limitations

### ● Certifications available for this model



www.ntfice.it  
info@ntfice.it



ntfice.it



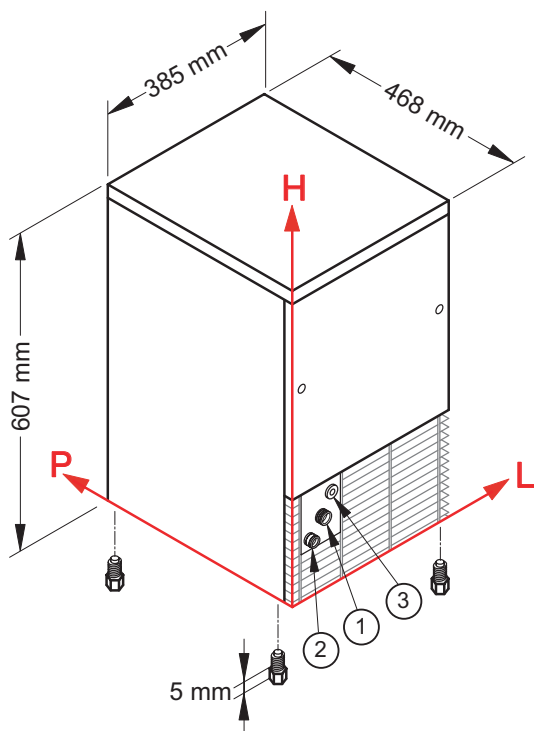
# IFT 54



## FROZEN TOUCH



Self-contained ice maker - Paddle system  
Daily production up to 28 kg



### • Connections

All measures are referred to the rear bottom-left corner (L-H-Ø)

- ① Water inlet:  
111 mm - 175 mm - 3/4"
- ② Water outlet:  
49 mm - 130 mm - 24 mm
- ③ Electrical connection:  
156 mm - 211 mm

### • Working conditions






- Location: Indoor

	Min	Max
Ambient temperature	+10° C	+43° C
Water temperature	+3° C	+32° C
Voltage	-10%	+10%
Water inlet pressure	1bar (14 psi)	6bar (84 psi)

### • Technical information

Production in 24h	25 kg
Store capacity, up to	4 kg
Cooling system	A - W
Kind of cube	20 g
Refrigerant	R404A - R452A
Standard voltage	220-240 V ~ 50 Hz
Electrical consumption	310 W
Fuse	10 A
Water consumption	A: 4,5 l/kg W: 15,5 l/kg
Sizes (L-P-H mm)	385 - 468 - 607
Sizes with pack (L-P-H mm)	440 - 520 - 800
Net weight	36 kg
Gross weight	42 kg
Finish	AISI 304 stainless steel, scotch brite

All the technical information must be considered at the following conditions:

				
Sizes without feet	Standard Cube (20 g)	Ambient temperature +21° C	Water temperature +15° C	Electrical consumption at +43° C (standard voltage)

Models and specifications are subject to change without notice  
Rev. 02 - Issued September 2019



[www.ntfice.it](http://www.ntfice.it)  
[info@ntfice.it](mailto:info@ntfice.it)



ntfice.it

